

DOUBLE ARM FLAT SCREEN WALL MOUNT WITH TILT & SWIVEL

Designed to mount medium / large screens, this articulating wall mount features an easy to tilt interface and three swivel points for quick, smooth repositioning of the screen - whether folded flat to the wall or at maximum extension. Suitable for mounting across 16" stud walls, the bracket also features cable management for a tidy mounting solution. The BT5229 is ideal for both commercial and home installations.



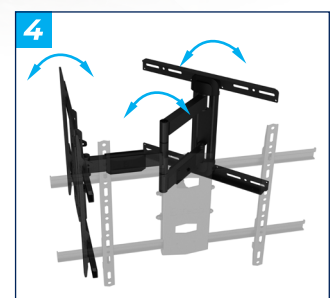
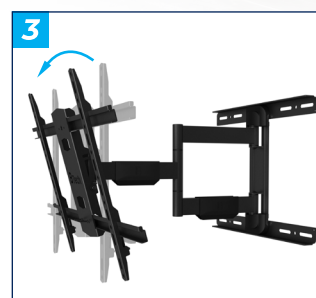
SPECIFICATIONS

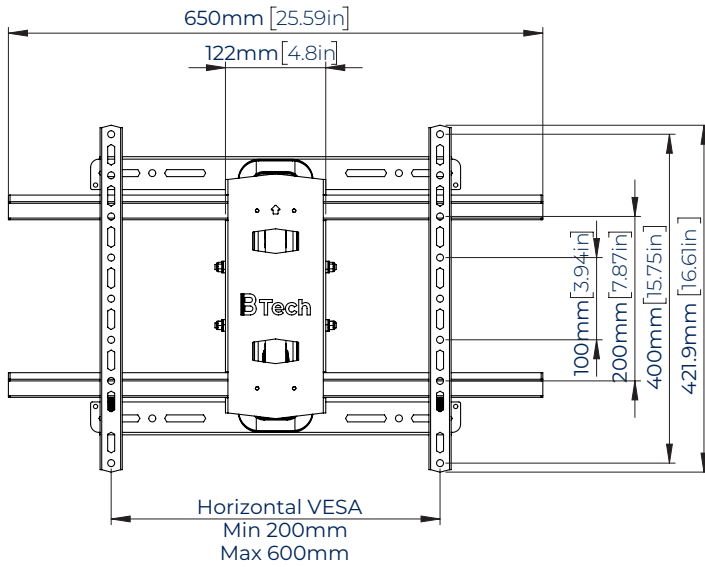
Recommended screen size	up to 65"
Max load	77lbs
VESA® and non-VESA fixings	up to 600 x 400
Tilt	12° downward / 2° upward
Screen levelling	+ / - 5°
Swivel	180°
Distance from wall	Min : 2.3" Max : 19.6"
Color	Black

FEATURES

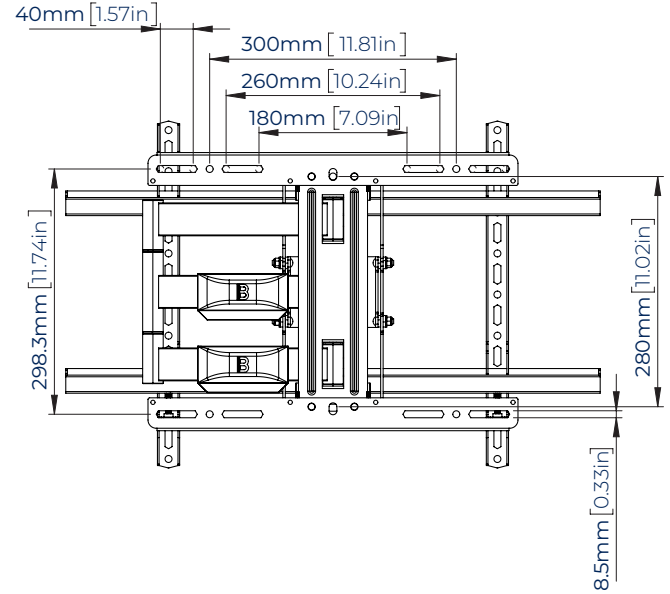
- 1 Ideal for mounting across 16" stud walls
 - 2 Slim-line design allows close-to-wall installation when folded flat
 - 3 Easy tool-less tilt adjustment of the screen
 - 4 Three points of swivel adjustments of the mount
- Depth adjustment for close to wall and extension from the wall
 - Lateral adjustment of the screen once mounted
 - Suitable for portrait and landscape mounting
 - Screen levelling of up to 5° in either direction
 - Safety screws prevent unauthorized removal of screens
 - Cable management
 - Simple 'hook-on' installation with all mounting hardware included
 - **100% plastic free packaging**

RECOMMENDED MAX SCREEN	MAX LOAD	MAX VESA	TILT	SWIVEL	POST INSTALL ALIGNMENT	PLASTIC FREE PACKAGING	
65" 165cm	77lbs	600 x 400	2° 12°	180°	← →		

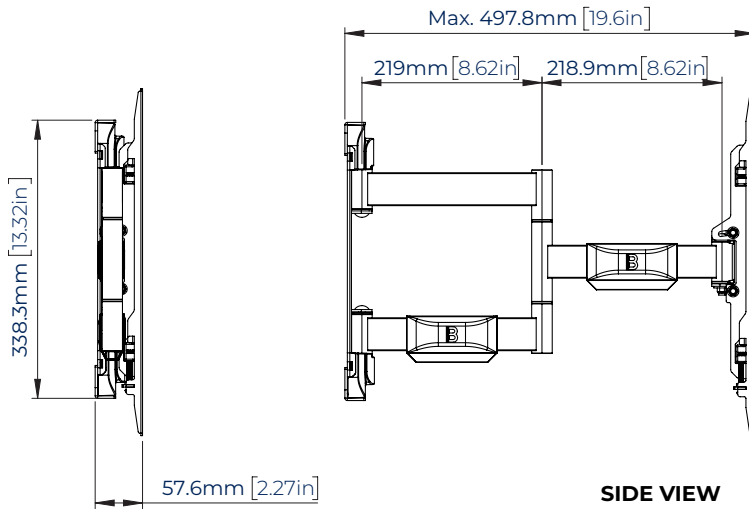




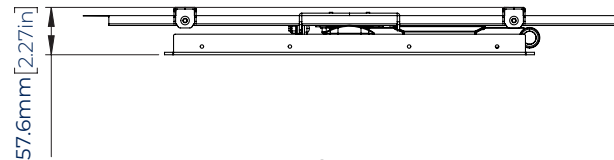
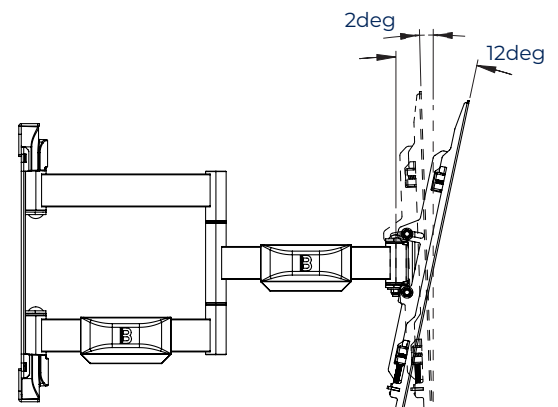
FRONT VIEW



BACK VIEW



SIDE VIEW



TOP VIEW

ORDERING INFORMATION

COLOR	ORDER REF	BARCODE
Black	BT5229/B	5019318309700

RELATED PRODUCTS

PRODUCT CODE	NAME	DESCRIPTION
BT5227	Twin Cantilever Arm Flat Screen Wall Mount	Features easy tilt and swivel, ideal for screens up to 75"
BT5226	Double Arm Wall Mount	Features easy tilt and swivel, ideal for screens up to 65"
BT8229	Double Arm Wall Mount	Features easy tilt and swivel, ideal for screens up to 65"
BT5432	Flat Screen Wall Mount with Tilt	Designed for screens up to 80"